


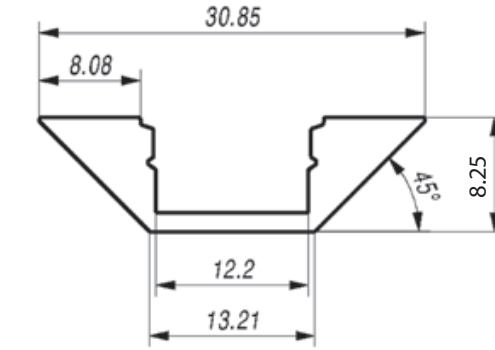


ALU-45° INSTALATION OPTIONS



ALU-CORNER

8,25 x 30,8mm





DESCRIPTION

Designed to fit in any corner LED lighting installation, and with the same 45 degree light emitting angle as Alu 45, avoiding direct eye contact with the LED, and therefore is an ideal solution for under kitchen cabinets, storage and retail shelves, as well as sales exhibition booths.



ALU-CORNER ACCESSORIES

